

# Four-Mallet Exercises

Kevin Zetina (2023)

## Double Verticals

stay relaxed - bend from the wrist

Musical notation for the 'Double Verticals' exercise in 4/4 time. The piece consists of three measures. In the first measure, the right hand plays a series of vertical chords (dyads) while the left hand is silent. In the second measure, the right hand is silent and the left hand plays a series of vertical chords. In the third measure, both hands play vertical chords together.

check beating spots

Musical notation for the continuation of the 'Double Verticals' exercise. It consists of three measures. The first measure has a whole rest in the right hand and vertical chords in the left hand. The second and third measures have vertical chords in both hands.

## Chromatic fifths

practice hands separate

try in groupings of 8, 4, 3, 2, 1

Musical notation for the 'Chromatic fifths' exercise. It consists of four measures. The first two measures show the hands playing separate chromatic lines of fifths. The last two measures show the hands playing the chromatic lines together in a descending sequence of groupings: 8 notes, 4 notes, 3 notes, 2 notes, and 1 note.

keep your feet planted - think about body positioning

Musical notation for the continuation of the 'Chromatic fifths' exercise. It consists of four measures, each with a different key signature: D major, B minor, G major, and E minor. The notation shows both hands playing chromatic lines of fifths.

stay relaxed - bend from the wrist

A musical score for a marimba exercise. It consists of two staves: a piano accompaniment on the left and a melodic line on the right. The piano part uses a grand staff (treble and bass clefs) with a key signature of one flat (B-flat). The melodic line is written in a single treble clef. The exercise is in 2/4 time and contains five measures. The first four measures feature a steady eighth-note accompaniment with chords, while the fifth measure has a final chord and a repeat sign.

Interval Changes - mallet 3

think about the inside mallet positioning

A musical score for mallet 3 in 2/4 time. It consists of a single treble clef staff with a key signature of one flat. The exercise contains five measures of eighth-note chords and intervals, ending with a repeat sign.

mallet 2

A musical score for mallet 2 in 2/4 time. It consists of a single bass clef staff with a key signature of one flat. The exercise contains five measures of eighth-note chords and intervals, ending with a repeat sign.

mallet 4

inside mallet moves - not outside

A musical score for mallet 4 in 2/4 time. It consists of a single treble clef staff with a key signature of one flat. The exercise contains five measures of eighth-note chords and intervals, ending with a repeat sign.

mallet 1

A musical score for mallet 1 in 2/4 time. It consists of a single bass clef staff with a key signature of one flat. The exercise contains five measures of eighth-note chords and intervals, ending with a repeat sign.

Interval skips - mallet 2

smooth shifts - from the wrist


A musical score for mallet 2 in 2/4 time. It consists of a single bass clef staff with a key signature of one flat. The exercise contains five measures of eighth-note chords and intervals, ending with a repeat sign.

A musical score for mallet 2 in 2/4 time. It consists of a single bass clef staff with a key signature of one flat. The exercise contains five measures of eighth-note chords and intervals, ending with a repeat sign.

mallet 3


vary the groupings

A musical score for mallet 3 in 2/4 time. It consists of a single treble clef staff with a key signature of one flat. The exercise contains five measures of eighth-note chords and intervals, ending with a repeat sign.




Single-Independent Strokes


wrist rotation - non-playing mallet is still




fluidity



Building Lateral motion (multiple strokes - one motion)



relax as you get faster



Controlling Lateral motion

First system of musical notation for 'Controlling Lateral motion'. It consists of two staves (treble and bass clef) with a repeat sign at the beginning. The melody in the treble clef consists of four groups of four eighth notes, each group moving laterally (up and down) in pitch. The bass clef accompaniment consists of a steady eighth-note pattern.

Second system of musical notation for 'Controlling Lateral motion'. It continues the melody and accompaniment from the first system, ending with a double bar line and repeat dots.

Triple Laterals (three strokes - one motion)

First system of musical notation for 'Triple Laterals (three strokes - one motion)'. It features two staves with a repeat sign. The treble clef melody is composed of sixteenth-note triplets, with a '6' above each group of three notes. The bass clef accompaniment is a steady eighth-note pattern.

Second system of musical notation for 'Triple Laterals (three strokes - one motion)'. It continues the triplet melody and accompaniment from the first system.

try playing in other rhythmic bases (16ths, quintuplets, 32nds)

Third system of musical notation for 'Triple Laterals (three strokes - one motion)'. It continues the triplet melody and accompaniment from the previous systems.

beating spots

The first system of music consists of two staves. The upper staff is in treble clef and contains a sequence of sixteenth-note chords. Above this staff, there are four groups of four '6' markings, each with a horizontal line underneath, indicating sixteenth-note groupings. The lower staff is in bass clef and contains a sequence of sixteenth-note chords that are rhythmically aligned with the upper staff.

The second system of music is identical in structure to the first, featuring two staves with sixteenth-note chords and '6' markings above the treble staff.

The third system of music is identical in structure to the first two, featuring two staves with sixteenth-note chords and '6' markings above the treble staff.

The fourth system of music concludes the piece. It features two staves with sixteenth-note chords and '6' markings above the treble staff. The system ends with a double bar line and a fermata over the final note in the bass staff.